

# Compact range Pilot devices

**ABB** Pilot devices  
Compact range



8

*The compact range is a new competitive choice for OEM customers and panel builders with high requirements of cost efficient, easy to use and reliable products.*

#### Features

- Reliable performance
- Less stock keeping
- "All-in-one function" One order code = one complete function
- Robust design
- Easy mounting
- Many accessories
- Same front design for both the modular and compact range.
- Robust actuators in clear colors with large text and push area

#### Part of the ABB Family

The compact range can easily be combined with our modular pilot devices as they have the same front design.

#### Worldwide availability

ABB is represented in over 130 countries. Our pilot devices meet all major international and national standards.

#### Technical advantages

- High degree of protection
- One or two built-in electrically separated contacts (1NO, 1NC, 2NO, 2NC or 1NC & 1NO)
- Contacts with wiping action
- Low built-in depth



Spec Tech Industrial 203 Vest Ave. Valley Park, MO 63088 Phone: 888 SPECTECH  
Fax: 636 537-1405 [www.spectechind.com](http://www.spectechind.com)

## Non-illuminated

### Flush & extended pushbuttons

### Momentary & maintained



CP110★-10

CP210★-10

CP310★-10

CP410★-10

#### Non-Illuminated — Momentary and maintained

Contacts included		Momentary flush button		Maintained flush button		Momentary extended button		Maintained extended button	
NO	NC	Catalog number	List price	Catalog number	List price	Catalog number	List price	Catalog number	List price
1	—	CP110★-10	\$ 15.20	CP210★-10		CP310★-10	\$ 15.20	CP410★-10	
2	—	CP110★-20	19.90	CP210★-20		CP310★-20	19.90	CP410★-20	
—	1	CP110★-01	15.20	CP210★-01	①	CP310★-01	15.20	CP410★-01	①
—	2	CP110★-02	19.90	CP210★-02		CP310★-02	19.90	CP410★-02	
1	1	CP110★-11	19.90	CP210★-11		CP310★-11	19.90	CP410★-11	

★ – Substitute the Code Letter from the Button Color Chart for the ★ in the catalog number to determine the desired button color.

#### Button colors

Button Color	Code letter
Red	R
Green	G
Yellow	Y
Blue	L
White	W
Black	B
Grey	U



CP1110W-10

CP1210W-10

CP3310B-01

#### Non-Illuminated — Momentary and maintained

Contacts included		Momentary white flush button with black I		Momentary white flush button with black II		Maintained black extended button with white O	
NO	NC	Catalog number	List price	Catalog number	List price	Catalog number	List price
1	—	CP1110W-10	\$ 16.70	CP1210W-10	\$ 16.70	—	—
—	1	—	—	—	—	CP3310B-01	①

① Availability to be announced.

# Non-illuminated Selector switches Momentary & maintained

Pilot Devices  
Compact Range



C2SS110★-10

C2SS210★-10

C2SS310★-10

## Two position



Contacts included		Maintained		Maintained		Momentary	
NO	NC	Catalog number	List price	Catalog number	List price	Catalog number	List price
1	—	C2SS110★-10	\$ 19.60	C2SS210★-10	\$ 16.70	C2SS310★-10	\$ 22.70
2	—	C2SS110★-20	27.20	C2SS210★-20	27.20	C2SS310★-20	27.20
—	1	C2SS110★-01	22.70	C2SS210★-01	22.70	C2SS310★-01	22.70
—	2	C2SS110★-02	27.20	C2SS210★-02	27.20	C2SS310★-02	27.20
1	1	C2SS110★-11	27.20	C2SS210★-11	27.20	C2SS310★-01	27.20

★ – Substitute the Code Letter from the Button Color Chart for the ★ in the catalog number to determine the desired button color.

## Three position



Contacts included		Maintained		Momentary		Momentary		Momentary	
NO	NC	Catalog number	List price	Catalog number	List price	Catalog number	List price	Catalog number	List price
2	—	C3SS110★-20		C3SS210★-20	\$ 27.20	C3SS310★-20	\$ 27.20	C3SS710★-20	\$ 27.20
—	2	C3SS110★-02	27.20	C3SS210★-02	27.20	C3SS310★-02	27.20	C3SS710★-02	27.20
1	1	C3SS110★-11		C3SS210★-11		C3SS310★-11		C3SS710★-11	

★ – Substitute the Code Letter from the Button Color Chart for the ★ in the catalog number to determine the desired button color.

## Knob colors

Button Color	Code letter
Red	<b>R</b>
Black	<b>B</b>
Grey	<b>U</b>

8

## Illuminated Pilot lights



### Pilot light lens colors ①

Button Color	Catalog number	List Price
Red	CL-100R	<b>\$ 14</b>
Green	CL-100G	
Yellow	CL-100Y	
Blue	CL-100L	
White	CL-100W	
Clear	CL-100C	

BA 9s base

① Filament and LED bulbs sold separately.

# Accessories

Pilot Devices  
Compact Range



CBK-EST4R



CBK-ESP6R

## Filament bulbs — BA 9s base

Type of current: AC/DC.

Rated voltage, V	Rated current, mA	Rated output, W	Service life, h	Catalog number	List price
6	200	1.2	10,000	CBK-LB6	<b>\$ 6.00</b>
12	100	1.2	10,000	CBK-LB12	
24	50	1.2	10,000	CBK-LB24	
30	40	1.2	10,000	CBK-LB30	
48	42	2	6,000	CBK-LB48	
60	20	1.2	5,000	CBK-LB60	
110	18	2	7,500	CBK-LB110	
130	15	2	7,500	CBK-LB1	

## LEDs

With one diode chip mounted on a BA 9s base.

Choose the same color for the LED and the lamp cap or else use a clear lamp cap.

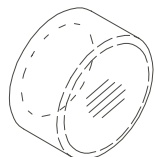
For white light use white LED with clear lamp cap.

At DC the lamp base have to be connected to cathode (-) and the bottom contact to anode (+).


Rated voltage, V	Rated current, mA	Color	Wave-length, nM	Luminance, mcd	Catalog Number	List Price
<b>Type of current: DC Service life &gt;50,000 hours</b>						
12	15	Red	630	250	CBK-LBD12R	<b>\$ 27.00</b>
12	15	Green	525	800	CBK-LBD12G	<b>27.00</b>
12	15	Yellow	592	250	CBK-LBD12Y	<b>27.00</b>
12	15	Blue	470	400	CBK-LBD12L	<b>32.00</b>
12	15	White	x=0.31 y=3.2	500	CBK-LBD12W	<b>32.00</b>
<b>Type of current: (AC)/DC ① Service life &gt;50,000 hours</b>						
24	15	Red	630	250	CBK-LBD8R	<b>15.00</b>
24	15	Green	525	800	CBK-LBD8G	<b>15.00</b>
24	15	Yellow	592	250	CBK-LBD8Y	<b>15.00</b>
24	15	Blue	470	400	CBK-LBD8L	<b>18.00</b>
24	15	White	x=0.31 y=3.2	500	CBK-LBD8W	<b>18.00</b>
<b>Type of current: AC ① Service life 25,000 hours</b>						
110-130	4-6	Red	630	25-35	CBK-LBD1R	<b>15.00</b>
110-130	4-6	Green	525	300-350	CBK-LBD1G	<b>15.00</b>
110-130	4-6	Yellow	592	60-90	CBK-LBD1Y	<b>15.00</b>
110-130	4-6	Blue	470	130-150	CBK-LBD1L	<b>18.00</b>
110-130	4-6	White	x=0.31 y=3.2	160-200	CBK-LBD1W	<b>18.00</b>
<b>Type of current: AC/DC ① Service life 25,000 hours</b>						
110-130	4-6	Red	630	25-35	CBK-LBD13R	<b>21.00</b>
110-130	4-6	Green	525	300-350	CBK-LBD13G	<b>21.00</b>
110-130	4-6	Yellow	592	60-90	CBK-LBD13Y	<b>21.00</b>
110-130	4-6	Blue	470	130-150	CBK-LBD13L	<b>28.00</b>
110-130	4-6	White	x=0.31 y=3.2	160-200	CBK-LBD13W	<b>28.00</b>
<b>Type of current: AC ① Service life 25,000 hours</b>						
230	4	Red	630	25	CBK-LBD2R	<b>21.00</b>
230	4	Green	525	300	CBK-LBD2G	<b>21.00</b>
230	4	Yellow	592	60	CBK-LBD2Y	<b>21.00</b>
230	4	Blue	470	130	CBK-LBD2L	<b>24.00</b>
230	4	White	x=0.31 y=3.2	160	CBK-LBD2W	<b>24.00</b>

① At AC the luminance is decreased with 30 % and there is also a slight flickering.

8



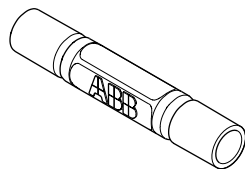
CBK-KXBE



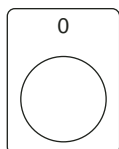
CBK-KXHT



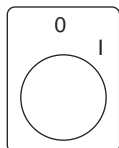
CBK-PK3A



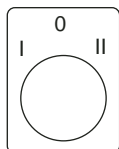
KA1-8072



CBK-NPE



CBK-NPE



CBK-NPE

29.6 x 39mm  
Text height 3mm

### Protective membrane

Description	Catalog number	List price
Flush button	CBK-KXB	<b>\$ 8.00</b>
Extended button	CBK-KXBE	

Made of transparent heat and cold resistant rubber which does not harden at low temperature. Gives IP 67 degrees of protection. When membrane is used, remove the gasket.

### Mounting tool

Description	Catalog number	List price
Tightens the nut of the attachment device	CBK-KXMT	<b>\$ 10.00</b>

### 30mm adaptors

Description	Catalog number	List price
Black plastic	CBK-PK3A	<b>\$ 8.00</b>
Metal	CBK-PM3A	<b>10.00</b>

For use when mounting the 22mm pilot devices in 30mm mounting holes. (1.5 - 4mm panels)

### Lamp changing tool

Description	Catalog number	List price
Lamp changing tool	KA1-8072	<b>\$ 10.00</b>

Designed for two different lamp diameters. The larger diameter fits filament bulbs and LEDs and the smaller diameter fits neon bulbs.

### Legend plates

#### Pushbutton

Symbol/text	Legend plate material	Catalog number	List price
O Off On Start Stop	Silver-grey aluminum	CBK-NPE CBK-NPE10 CBK-NPE11 CBK-NPE19 CBK-NPE20	<b>\$ 1.50</b>

#### Two position selector switch

Symbol/text Center	Symbol/text Right	Legend plate material	Catalog number	List price
O Hand Off Stop	I Auto On Start	Silver-grey aluminum	CBK-NPE CBK-NPE22 CBK-NPE24 CBK-NPE25	<b>\$ 1.50</b>

#### Three position selector switch

Symbol/text Left	Symbol/text Center	Symbol/text Right	Legend plate material	Catalog number	List price
I Hand Slow	O O Off	II Auto Fast	Silver-grey aluminum	CBK-NPE CBK-NPE26 CBK-NPE27	<b>\$ 1.50</b>

NOTE: For custom legend plates, consult factory.

# Technical data



## Standards

IEC 73, 529, 947-5-1, 947-5-5  
 EN 50 013, 60 947-5-1  
 UL 508  
 CSA C22.2 No. 14

## Degree of protection

ICC UL/CSA

## Operators

Compact pushbutton	IP 66	1, 12, 3R, 4, 4X
Compact pilot lights	IP 66	1, 12, 3R, 4, 4X
Compact selector switch	IP 66	1, 12, 3R, 4, 4X

## Electrical functions

Terminals	IP 20
-----------	-------

## Mechanical life

Pushbuttons	0.5 million operations
Selector switches	0.5 million operations

## Temperature

Ambient temperature during operation	-25 to +70 °C
Storage temperature	-30 to +85 °C

## Terminals

Plus-minus Pozidrive Size 2	
Connectable area	min. 1 x 0.5 mm <sup>2</sup> max. 2 x 1.5 mm <sup>2</sup> / 2 x AWG14

## Contacts

### Ratings as per UL/CSA, NEMA C300

Rated insulation voltage	250 VAC
Rated thermal current	2.5 A

Rated operational current at	120 VAC	<u>Make</u>	<u>Break</u>
	240 VAC	15 A	1.5 A
		7.5 A	0.75 A
Max. VA		1800 VA	180 VA

### Ratings as per UL/CSA, NEMA R300

Rated insulation voltage	250 VDC
Rated thermal current	1.0 A

Rated operational current at	125 VDC	<u>Make</u>	<u>Break</u>
	240 VDC	0.22 A	0.22 A
		0.11 A	0.11 A
Max. make or break VA at 300V or less		28 VA	28V A

### Short circuit protection

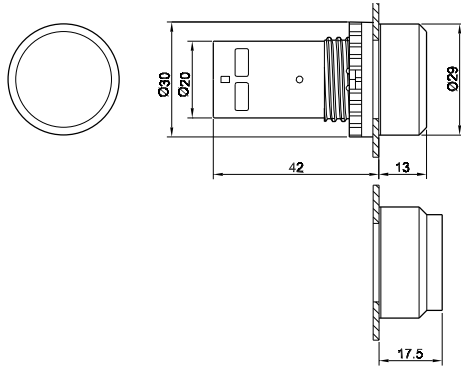
Max. fuse at 1 kA	16 A ordinary 10 A delayed
-------------------	-------------------------------

### Bulbs max rating

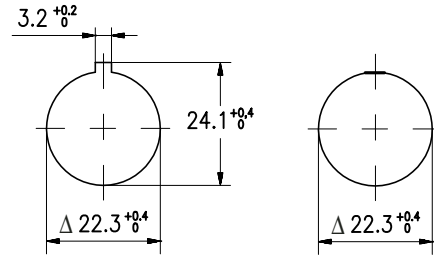
3 W, 240 V
------------

## Approximate dimensions

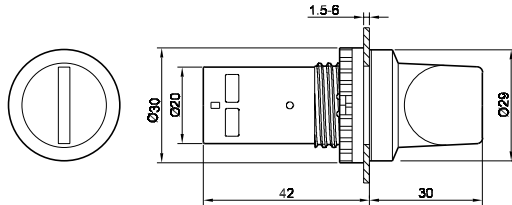
### Compact pushbutton



### Drilling plans for pushbuttons, switches & pilot lights



### 8 Compact selector switch



### Compact pilot light

