



7330S and 7330F Pro-Stik II Sensor Data Sheet

Sanitary Pro-Stik II Magnetostrictive Sensor with Field Programmable Span

The 7330S and 7330F Pro-Stik II Sanitary Level Sensors combine the reliability and resolution of magnetostrictive continuous absolute position sensing with the patented Stik sensor packaging to create a unique sanitary level measuring instrument.

The magnetostrictive technology is the same as that used in other BW Control liquid level sensors, which have been proven effective in demanding applications such as underground leak detection and inventory management. The rugged, 316 stainless steel construction is ideal for food processing, pharmaceutical and other sanitary environments.

The 316 stainless steel 7330S and F sanitary probe design eliminates unnecessary cracks and crevices and is available in a 3A CIP version or with a removable float. Other 7330 level sensors are available in PVDF or stainless steel designs.

The construction of the sensor has all of the electronics integrated into the 5/8" diameter sensing tube. This breakthrough in package design eliminates the bulky electronics enclosure at the top of the sensor making it easier to clean.

Continuous position data is provided with a resolution of 0.014". No calibration of the sensor is required for its use since the position data is absolute and referenced to the bottom of the probe.




The 316 stainless steel sensor utilizes a welded, ground and polished construction which can easily be installed with a standard Tri-clamp fitting.

The 7330S and F sanitary level sensors has "timing sequence" used to unlock the probe for programming the span. This security feature prevents accidental re-programming by someone in the field.

In addition, there are diagnostic outputs that provide continuous information on the position of the float. The output is 3.9mA when the float is below and 20.1mA when above the set span. If the signal is lost, the output is 3.8mA.

The 7330S probe is available with 2", 2 1/2", 3" or 4" Tri-clamp fittings. It can also be ordered without a Tri-clamp for certain food and beverage applications.

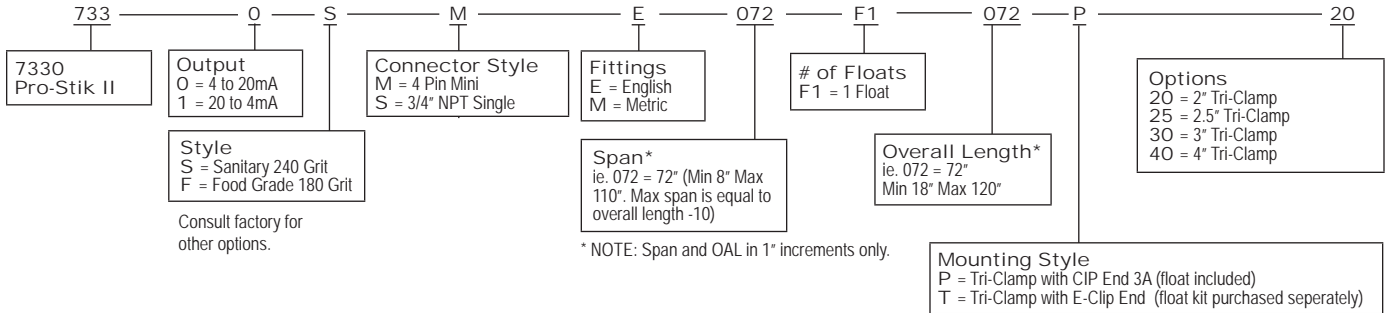


Specifications			
Operating Voltage	13.5 to 30 VDC	Probe Length Stainless Steel M, R, D, S	18" to 120" Consult Factory for longer lengths
Output Operating Output	4 to 20mA	Hazardous Areas Approvals	Other Approvals
Diagnostic Output	3.9mA and 20.1mA, float outside of span 3.8mA, no signal received (Note: Diagnostic Tolerance +/- 0.02mA)		
Operating Temperature Sensing Area	-20° to 100° C (No Hazardous Location)	FM, CSA -20° O Tamb O 70° C Class I, II, III, Div. 1 Groups C, D, E, F, G, T4 Class I, Div. 2 Groups A, B, C, D, T4 Class I, Zone 0, AEx ia IIB T4	Sanitary 3A (74-02)
Electronics Area	-20° to 70° C		
Pressure Rating	316SS Probe: 1000 psi max. Floats: Dependent. Call Factory.	ATEX Ex ia IIB T4 NEMKO 04 ATEX 1357X CE 0344 Ex II 1G	  
Resolution	0.025% of span or 0.014", (Whichever is Greater)		
Repeatability	0.014" + 0.05% of span typical, 0.014" + 0.4% of span maximum		
Accuracy	0.1% of span or 0.050" (Whichever is Greater)		
Null Zone	8"		
Dead Band	2"		
Intrinsically Safe Barrier	See Installation Drawing E0240200		
Enclosure Material Rating	316SS IP68		

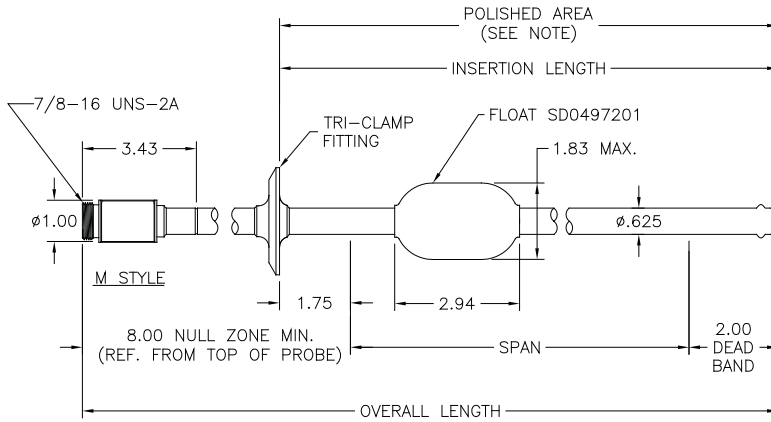
Specifications are subject to change without notice. Patented.

7330S and 7330F Pro-Stik II Sanitary Stainless Steel

Part Numbering



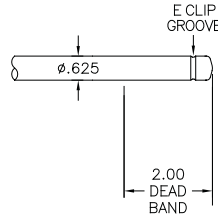
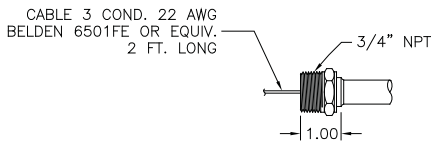
Dimension Drawing



NOTE:

All polished area surfaces shall be,
a) 180 grit or better for 3A Food Grade,
b) 240 grit or better for 3A Sanitary.

M & S Styles with CIP End



M & S Styles with E-Clip End

Accessories	
Item	Part Number
Cable/Connector Ass'y, 6 ft., M Style	01533141
Meter, 4.5 Digital Display, Panel Mount, 2 Output Relays	04541069
Sanitary Float Kit, 316SS, 1.83\"/>	

Wiring Diagram

